

How EVO works

EVO functions in a similar way to glasses and contact lenses to correct myopia with and without astigmatism.

EVO is placed behind the iris (the colored part of the eye) and right in front of the natural lens, helping you to achieve sharp, clear vision.^{1,2}

Quick and Safe Procedure

The EVO procedure is **as quick or faster than watching an episode of your favorite binge-worthy series** and has a **short recovery time**.


Getting ready for visual freedom!

Before the day of your EVO procedure, your doctor will perform a series of standard tests to measure your eye's unique characteristics.

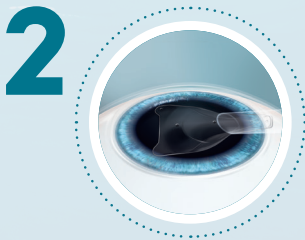
Time for your EVO lens!

When you arrive for your procedure, your doctor will administer eye drops to dilate and numb your eye.

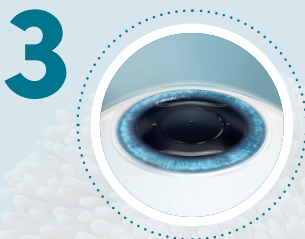
Three steps



1 Your doctor will create a small opening at the edge of your cornea to insert **EVO**.



2 **EVO** is folded and inserted through this small opening.



3 Once the lens is inserted, your doctor will make any necessary adjustments to properly position the lens in the eye.

EVO is not visible to you or others.


The procedure is complete!

Many patients notice improved vision nearly immediately.

After-care: Consult with your doctor for further information on the recovery process.

Important Safety Information for EVO/EVO+ ICL The EVO Visian ICL lens is intended to correct/reduce nearsightedness between -3.0 D up to -20.0 D and treat astigmatism from 1.0 D to 4.0 D. If you have nearsightedness within these ranges, EVO Visian ICL surgery may improve your distance vision without eyeglasses or contact lenses. Because the EVO Visian ICL corrects for distance vision, it does not eliminate the need for reading glasses, you may require them at some point, even if you have never worn them before. Since implantation of the EVO Visian ICL is a surgical procedure, before considering EVO Visian ICL surgery you should have a complete eye examination and talk with your eye care professional about EVO Visian ICL surgery, especially the potential benefits, risks, and complications. You should discuss the time needed for healing after surgery. Complications, although rare, may include need for additional surgical procedures, inflammation, loss of cells from the back surface of the cornea, increase in eye pressure, and cataracts. You should NOT have EVO Visian ICL surgery if your doctor determines that 1) the shape of your eye is not appropriate, 2) you do not meet the minimum endothelial cell density for your age at the time of implantation, 3) you have moderate to severe glaucoma, 4) your vision is not stable; or 5) if you are pregnant or nursing. For additional information with potential benefits, risks and complications, please visit DiscoverICL.com

Discover more about EVO today!



References:

1. Martínez-Plaza E, López-Miguel A, López-De La Rosa A, et al. Effect of the EVO+ Visian Phakic Implantable Collamer Lens on Visual Performance and Quality of Vision and Life, Am J Ophthalmol 2021;226: 117–125.
2. Packer M. Evaluation of the EVO/EVO+ Sphere and Toric Visian ICL: Six month results from the United States Food and Drug Administration Clinical Trial. Clinical Ophthalmology, 2022;16:1541-53.
3. Parkhurst GD. A prospective comparison of phakic collamer lenses and wavefront-optimized laser-assisted in situ keratomileusis for correction of myopia. Clin Ophthalmol. 2016 Jun 29;10:1209-15.
4. Ganesh S, Brar S, Pawar A. Matched population comparison of visual outcomes and patient satisfaction between 3 modalities for the correction of low to moderate myopic astigmatism. Clin Ophthalmol. 2017;11:1253-63.
5. Naves, J.S., Carracedo G, Cacho-Babillo I, Diadenosine nucleotid measurements as dry-eye score in patients after LASIK and ICL surgery. Presented at American Society of Cataract and Refractive Surgery (ASCRS) 2012.
6. Packer M. The Implantable Collamer Lens with a central port: review of the literature. Clinical Ophthalmology, 2018;12:2427-38.

For Professional Use Only

US-EVO ICL-24-0224 ©March 2024 STAAR® Surgical Company

For more information, visit: discovericl.com



BREAK FREE FROM THE HASSLES OF GLASSES AND CONTACTS



The visual freedom you deserve.

Ditch foggy glasses and dry contacts. The EVO ICL lens (EVO) allows you to unlock visual freedom and a life rich with new experiences.

EVO can help you **see the world the way it's meant to be seen**—with sharp, clear vision.^{1,2}

A proven history of ICL success.

Over the past
30 YEARS
in eyes around the world

with
3,000,000+ ICLS DISTRIBUTED

For your well-being & peace of mind.

EXCEPTIONAL VISION DAY AND NIGHT



Experience what life has to offer throughout the day **without compromising your night vision.**^{1,3}

Day or night — you can rely on EVO for exceptional vision.^{1,3}

YOUR FUTURE'S BRIGHT, AND PROTECTED



EVO is made of Collamer™, a material shown to be safe in the eye. Collamer provides **UV protection** and contains collagen, a naturally occurring protein in the body.

IN HARMONY WITH YOUR NATURAL EYE



Similar to adding a lens to a camera, **EVO is additive and works together with the natural parts of your eye** to improve your vision.

NO DRY EYE SYNDROME



Clinically proven to not cause or contribute to dry eye syndrome.^{4,5}

PERMANENT YET REMOVABLE, IF NECESSARY



While EVO is designed to permanently correct your vision, **the lens can be removed** by a doctor, if necessary, or to keep pace with advancing technology and your future vision needs.

Remarkable results!

99.4% OF PATIENTS

surveyed say they would have the procedure again.⁶

Made with Collamer.



A safe, biocompatible and premium material.

Collamer is biocompatible with your eye, and is made with collagen, **a protein which naturally occurs in your body.**

Shown to be **safe and effective, and produced with high quality materials,** Collamer is used exclusively by STAAR Surgical in EVO.

EVO is ideal for your eye because of its **soft and flexible structure.**

You won't even know it's there, apart from the fact that you have great vision.